

Thank you for purchasing our laptop stand. We hope that it will help you to improve your posture and eliminate the risk of back pain, will increase the real estate on your desk, will improve heat dissipation and will make your laptop user experience more pleasant.

## Specification

This laptop stand is designed to accommodate laptop computers with the base height of up to 30mm for ST3 model or up to 36mm for ST6 model. Both model can accommodate laptops whose screen can be either fully or partially opened. The stand supports laptops with weight of up to 4.5kg. Rubber feet prevent the stand from moving on a slippery surface. This stand is not designed for use with laptop docking stations or port replicators. The stand is designed to be used with an external keyboard and a mouse. Stand's packaged weight is 400-450g.

## Warranty and Disclaimer

**12 Month Warranty:** STANDIT will repair or replace this Laptop Stand free of charge if it fails within 12 months from the date of purchase, subject to the conditions set forth below. This Laptop Stand will be free from material defects in design and manufacture and will substantially conform to its published specifications. The warranty applies only to the extent this Laptop Stand is used in devices that are compliant with the specifications. This warranty applies only to the original purchaser of the STANDIT Stand who has proof of purchase, if requested. This warranty is void if the Laptop Stand is not used in accordance with the product instructions or if STANDIT determines that any failure has been caused by misuse, neglect, improper installation, repair, alteration or accident. STANDIT bears no responsibility for failure or defect caused by any third party product or components whether authorised or not. STANDIT does not recommend the use of its products in life support applications where in a failure or malfunction, the product may directly threaten life or injury. Accordingly, in any use of STANDIT products in life support systems or other applications where failure could threaten life or injury, the products should only be incorporated in systems designed with appropriate redundancy, fault tolerant or back-up features. If a product fails under the terms of this warranty, STANDIT will inspect the product and at its option, repair or replace the product. STANDIT will ship out a product with equal to or greater capacity. Standit's sole liability, and the exclusive remedy, for any acknowledged defect(s) shall be the repair or replacement of the product in question. STANDIT may, at its sole option, replace the product with a refurbished product.

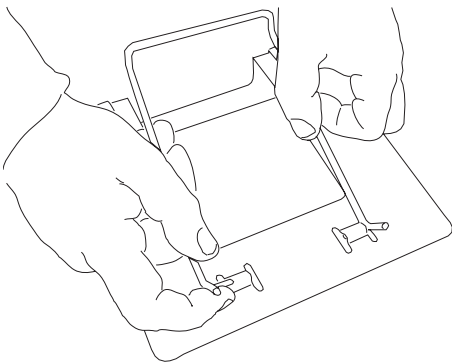
ALL STATUTORY OR IMPLIED WARRANTIES ARE HEREBY DISCLAIMED TO THE FULLEST EXTENT. STANDIT SHALL NOT BE LIABLE UNDER ANY CIRCUMSTANCES FOR ANY INDIRECT, INCIDENTAL OR CONSEQUENTIAL DAMAGES OR LOST DATA THAT MAY RESULT FROM USE OF THE PRODUCT.

If you experience any difficulty in using this product or understanding the instructions, please contact our service department: STANDIT, Address: P.O. Box 25 Bentleigh East, VIC 3165, AUSTRALIA. Website: [www.standit.com](http://www.standit.com) Email: [sales@standit.com](mailto:sales@standit.com) Telephone (in Australia): 1300 79 41 75, Fax: +61 (0)3 9445 9078

## Instructions

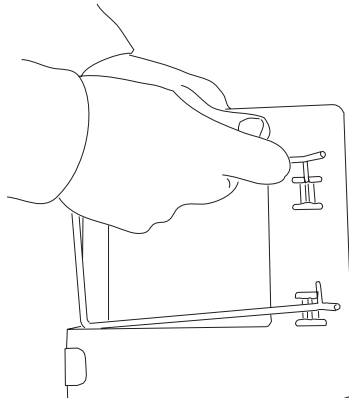
To change the elevation of the laptop, use another support arm included in the package. Consult the figures below:

### Step 1



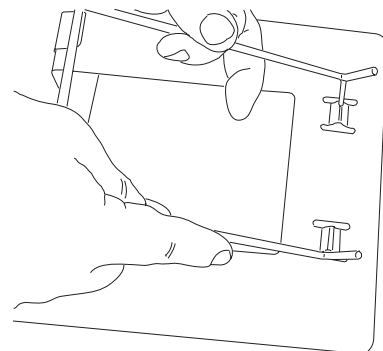
Hold the support arm with one hand and use another hand to pull the support arm's pin from the hinge.

### Step 2



Remove the other side of the support arm from another hinge.

### Step 3



Replace the support arm with another arm provided in the package by inserting one side of the support arm into one hinge. Then gently stretch the support arm to allow the other end to be inserted into the hinge. The support arm will be inserted in place with a slight click.